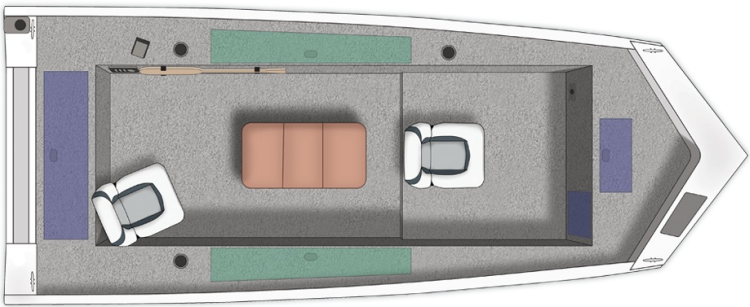




1657 Outlook Tiller Base floorplan

\$13,534 Starting MSRP



Specs

GENERAL

1657 OUTLOOK TILLER BASE FLOORPLAN







Overall Length	16'	4.88 m
Beam	78"	198 cm
Bottom Width	57"	145 cm
Transom Height	20"	51 cm
Max. Weight Capacity	1,101#	499 kg
Max. Person Weight Capacity	4	
Fuel Capacity	10 gal.	37.85 L
Weight (Boat only, dry)	800#	362 kg
Deadrise	4°	
Boat/Motor/Trailer Height	5' 8"	1.72 m
Boat/Motor/Trailer Length	19'	5.79 m
Boat/Motor/Trailer Width	6'6"	1.98 m

HULL




Aluminum gauge bottom	.100"
Aluminum gauge sides	.100"
Aluminum gauge transom	.100"

Colors

STANDARD

-  Unpainted base w/Black accent
-  Unpainted base w/Blue Flame Metallic accent
-  Unpainted base w/Charcoal Metallic accent
-  Unpainted Base w/Red accent
-  Unpainted base w/Silver Metallic accent
-  Unpainted base w/White accent

PAINT AND GRAPHICS

-  Camouflage paint, Mossy Oak Breakup
-  Camouflage paint, Mossy Oak Shadowgrass
-  Camouflage paint, Real Tree Hardwood

Features

CONSOLE/INSTRUMENTATION

Fuel gauge, w/switches

FLOORING

Carpet, 16 oz. marine-grade, w/aluminum flooring

SEATING

Seats, Deluxe fishing (2)

STORAGE/CONVENIENCE

Tackle box storage (bow)

Storage compartment, w/lid (bow)

Trolling motor battery compartment

Storage, under seat (2)

Drink holders (3)

ROD STORAGE

Rod locker, starboard, lockable (4 tubes w/9' capacity)

Rod locker, port side, lockable (4 tubes w/9' capacity)

INTERIOR FEATURES

Anchor & navigational lighting

Level flotation

Bilge pump (manual)

Lanyard, ignition stop switch

EXTERIOR FEATURES

Paint process, baked Armor-Guard

Wood-free construction

All-welded, aluminum

Lock track gunnel (extruded)

Stringer system, full length all-aluminum welded, grid-style

Strakes, 1-1/4" (6)

Ribs, extruded, extra strength

Cleats, black composite (deck) (4)

Eyes, stainless steel (bow & stern)

ACCESSORIES

Lowrance X-4 Fish-Finding Sonar (bow mount)

MotorGuide FW46FB 42" 12V FLEXMT

Trolling motor outlet, w/wiring harness (bow)

Trim switch, bow

TRAILER

Karavan LB 1800-60-ST Black Bunk

Options

ACCESSORIES

Bilge pump (automatic)

Crest-Liner interior coating

Crestliner transom plate

Fire extinguisher

Transom saver

CANVAS

Cover, custom travel

TRAILERS

Karavan LB-1800-60-ST Black Bunk

ENGINES

Mercury 25ELHPT FourStroke

Mercury 30ELHPT FourStroke

Mercury 40ELHPT FourStroke

Mercury 50ELHPT FourStroke